

Smart Life App

User Guide

Contents

App Download **Page -**

Registration/Login/Password Retrieval **Page -**

How to Use the App - **Page**

Family/Member Management **Page -**

Adding Devices - All Devices - **Page**

Control Devices - Individual Control - **Page**

Control Devices - Group Control - **Page**

Smart Scene Settings - **Page**

Automated Settings

Scene Settings

Add/Modify/Delete

Home

"Me" Page

Recycling Page - **7**

Aftercare - **Page 7**

Your Guarantee **Page - 7**

Application Download

Search and download the "Smart Life" application in Google Play store or Apple Store or scan the QR code below to download the App.



Smart Life - Smart Living
Tuya Inc.

Registration

Once the Smart Life App has downloaded and installed click open.

If you are a new user you will now need to register, registration can be completed by email or your mobile number, to register click register.

Once you have entered your details you will be sent a verification code to either your email address used to register or mobile phone via SMS.

Enter the verification code, you will then be asked to enter a password

Enter a password of your choice and click 'Done'

You will then be directed to the Smart Life main page

Forgot Your Password?

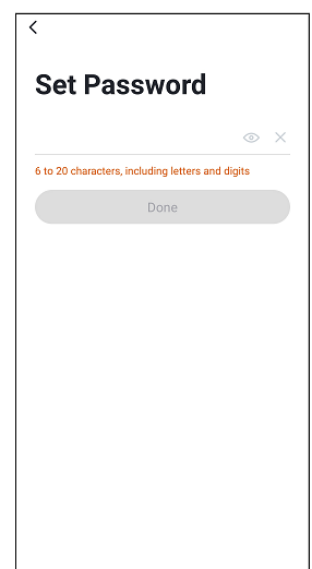

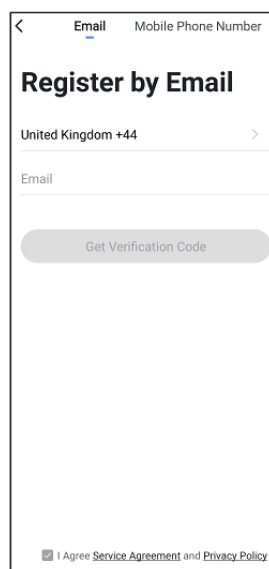
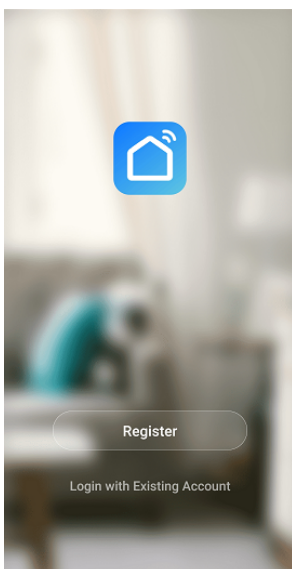
If you have forgot your password, you can reset your password by following the Password Retrieval procedure.

Click "Forgot password"

Enter the mobile phone number or email used to register the App and click " Obtain authentication code "

Enter the authentication code sent to your mobile phone number or email

Enter the new password and click "Completed" to log in



Family & Member Management

To create a family click the 'Me' icon and then "Family Management"

Click on the "Add family" and enter the family name, this can be anything you like, a family is set up so members can be added to control the devices within that family.

At this point you can also set your location, this is useful for heating products as the weather data can be used to control your heating, move the icon manually to change the location if needed and click "Confirm" to confirm the location.

You can also select from a list of rooms with smart devices in this screen, to add a room click 'Add Room' and enter room name.

Once complete click 'Done' in the top right corner of your screen.

Adding Members to a Family

***NOTE: Any member added to a family must also be registered on the Smart Life App.**

If you require other people in your home to have access to the smart products they must be added as a member to the family already created, to do this:

Click the 'Me' icon and then "Family Management"

Select the family you would like to add the member too and click 'Add Member'

Add the name of the family member and the email address or phone number they used to register with the Smart Life App

Once complete the member will be sent a request to join your family and you will see the family member under the family members section along with 'Waiting to join...'

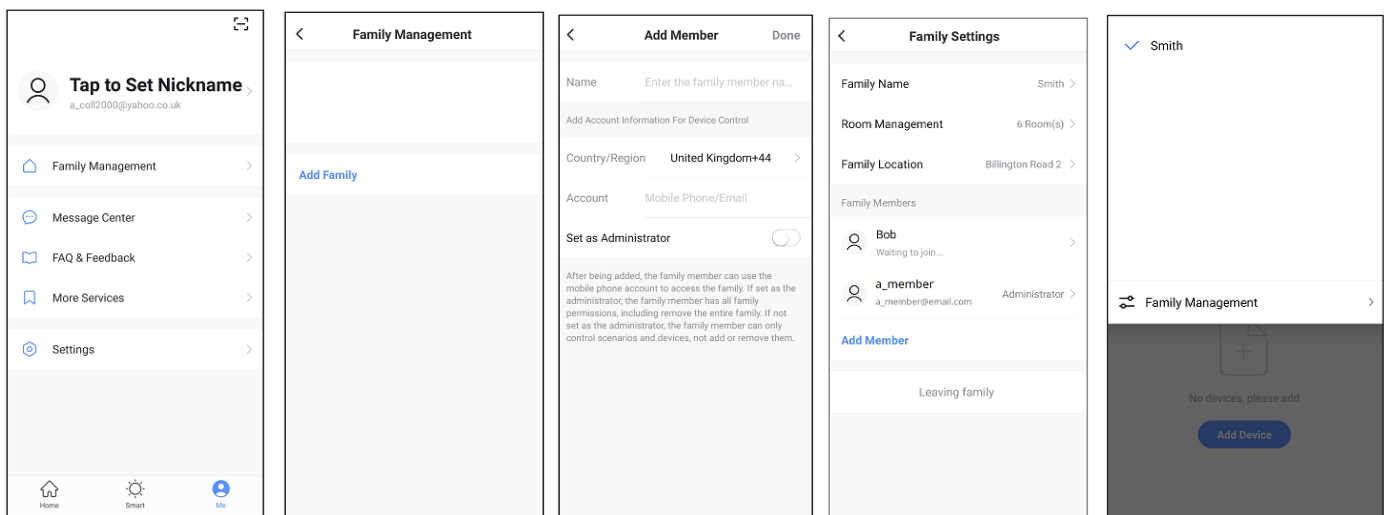
Once the family member has accepted the invitation

To Accept an Invitation

Invitations will appear in the Message Centre, click 'Family' on the top of the screen to see the invitation

To accept or decline the invitation click the drop down in the top right corner of the screen and either accept or decline.

Once accepted the family name will appear in the drop down, click on the family to control all devices added in that family.



Adding Devices

To add your device please see the user manual supplied with your device.

Once your device has been added and configured successfully, the smart devices will appear on the home page.

Click on the device to control the functions

Menu's

Home

Shows all devices added and also rooms that can be controlled individually

Smart

Add scenarios for all devices such as 'All Off' or 'All On', time laps, mode and child lock

Me

Family Management - Add a family and members

Message Centre - Messages will appear here such as updates and invites

FAQ & Feedback - Useful information on setup

More Services - Other useful App's that can be used with the Smart Life App such as Amazon Alexa and Google Assist

Settings:

Sound - On/Off

Push Notifications:

Enable notifications on/off

Alarm - on/off

Do not disturb schedule - this requires setup

Family - allow/do not allow

Bulletin - (notifications) allow/do not allow